

Professional high-speed optical transceiver

OPN-SGD38-50LC2 / OPN-SGD38-50LC2I

1.25Gbps / 50km / 100GHz DWDM Digital Diagnostic LC SFP SINGLE-MODE TRANSCEIVER

PRODUCT FEATURES

- Hot-Pluggable SFP Footprint LC Optical Transceiver
- Small Form-Factor Pluggable (SFP) MSA compatible
- Compliant with IEEE 802.3z Gigabit Ethernet1000BASE-XD
 - Compliant with Fibre Channel FC-PI 100-SM-LL-V
 - Distance up to 50km
- Temperature-stabilized DWDM DML Transmitter
 - 19 dB Power Budget at Least
 - 100 GHz ITU Grid, C Band
 - SFF-8472 Digital Diagnostic Function
 - AC/AC Coupling according to MSA
 - Single +3.3 V Power Supply
 - RoHS Compliant
 - 0 to 70°C Operation: OPN-SGD38-50LC2
 - -50 to 85°C Operation : OPN-SGD38-50LC2I
- Class 1 Laser International Safety Standard IEC-60825Compliant

APPLICATIONS

- Gigabit Ethernet Switches and Routers
- Fibre Channel Switch Infrastructure
 - XDSL Applications
 - Metro Edge Switching
 - CPRI option 2: 1228.8 Mbit/s
 - CPRI option 1: 614.4 Mbit/s
 - OBSAI 768 MBaud

PRODUCT DESCRIPTION

The OPN-SGD38-50LC2I series single mode transceiver is a small form factor pluggable module for bi-directional serial optical data communications such as Gigabit Ethernet1000BASE-XD and Fibre Channel FC-PI 100-SM-LL-V. It is with the SFP 20-pin connector to allow hot plug capability. Digital diagnostic functions are available via anI²C. This module is designed for single mode fiber and operates at a nominal wavelength of 100GHz ITU Grid, Cband DWDM wavelength. A guaranteed minimum optical link budget of 19 dB is offered. The transmitter section uses temperature-stabilized DWDM directly modulated laser (DML) and is class 1 laser compliant according to International Safety Standard IEC-60825. The receiver section uses an integrated InGaAs detector preamplifier (IDP) mounted in an optical header and a limiting post-amplifier IC.

ORDER INFORMATION

P/No.	Bit Rate (Gb/s)	1000BASE	Distance (km)	Spacing (GHz)	Wavelength (nm)	Package	Temp (°C)	RoHS Compliant
OPN-SGD38-50LC2	1.25	XD	50	100	DWDM*	LC SFP with DMI	0 to 70	Yes
OPN-SGD38-50LC2I	1.25	XD	50	100	DWDM*	LC SFP with DMI	-50 to 85	Yes

*: XX: 100GHz ITU Grid wavelength (Please see below)

Channel #	Product code	Frequency (THz)	Center Wavelength (nm)	Label
20	OPN-SGD38-50LC2I	192.0	1561.42	D20
21	OPN-SGD21-50LC2I	192.1	1560.61	D21
22	OPN-SGD22-50LC2I	192.2	1559.79	D22
23	OPN-SGD23-50LC2I	192.3	1558.98	D23
24	OPN-SGD24-50LC2I	192.4	1558.17	D24
25	OPN-SGD25-50LC2I	192.5	1557.36	D25
26	OPN-SGD26-50LC2I	192.6	1556.55	D26

Professional high-speed optical transceiver

27	OPN-SGD27-50LC2I	192.7	1555.75	D27
28	OPN-SGD28-50LC2I	192.8	1554.94	D28
29	OPN-SGD29-50LC2I	192.9	1554.13	D29
30	OPN-SGD30-50LC2I	193.0	1553.33	D30
31	OPN-SGD31-50LC2I	193.1	1552.52	D31
32	OPN-SGD32-50LC2I	193.2	1551.72	D32
33	OPN-SGD33-50LC2I	193.3	1550.92	D33
34	OPN-SGD34-50LC2I	193.4	1550.12	D34
35	OPN-SGD35-50LC2I	193.5	1549.32	D35
36	OPN-SGD36-50LC2I	193.6	1548.51	D36
37	OPN-SGD37-50LC2I	193.7	1547.72	D37
38	OPN-SGD38-50LC2I	193.8	1546.92	D38
39	OPN-SGD39-50LC2I	193.9	1546.12	D39
40	OPN-SGD40-50LC2I	194.0	1545.32	D40
41	OPN-SGD41-50LC2I	194.1	1544.53	D41
42	OPN-SGD42-50LC2I	194.2	1543.73	D42
43	OPN-SGD43-50LC2I	194.3	1542.94	D43
44	OPN-SGD44-50LC2I	194.4	1542.14	D44
45	OPN-SGD45-50LC2I	194.5	1541.35	D45
46	OPN-SGD46-50LC2I	194.6	1540.56	D46
47	OPN-SGD47-50LC2I	194.7	1539.77	D47
48	OPN-SGD48-50LC2I	194.8	1538.98	D48
49	OPN-SGD49-50LC2I	194.9	1538.19	D49
50	OPN-SGD50-50LC2I	195.0	1537.40	D50
51	OPN-SGD51-50LC2I	195.1	1536.61	D51
52	OPN-SGD52-50LC2I	195.2	1535.82	D52
53	OPN-SGD53-50LC2I	195.3	1535.04	D53
54	OPN-SGD54-50LC2I	195.4	1534.25	D54
55	OPN-SGD55-50LC2I	195.5	1533.47	D55
56	OPN-SGD56-50LC2I	195.6	1532.68	D56
57	OPN-SGD57-50LC2I	195.7	1531.90	D57
58	OPN-SGD58-50LC2I	195.8	1531.12	D58
59	OPN-SGD59-50LC2I	195.9	1530.33	D59
60	OPN-SGD60-50LC2I	196.0	1529.55	D60

Absolute Maximum Ratings

Parameter	Symbol	Min	Max	Units	Notes
Storage Temperature	Tstg	-50	85	°C	
Relative Humidity	RH	5	85	%	Non-condensing
Operating Case Temperature	Topr	0	70	°C	OPN-SGD38-50LC2
		-50	85		OPN-SGD38-50LC2I
Power Supply Voltage	Vcc	-0.5	3.6	V	

Recommended Operating Conditions

Parameter	Symbol	Min	Typ	Max	Units / Notes
Power Supply Voltage	Vcc	3.13	3.3	3.47	V
Operating Case Temperature	Topr	0		70	°C / OPN-SGD38-50LC2
		-50		85	°C / OPN-SGD38-50LC2I
Relative Humidity	RH	5		85	% / Non-condensing
Power Supply Current	I _{CC(TX+RX)}			430	mA / OPN-SGD38-50LC2
				600	mA / OPN-SGD38-50LC2I
Data Rate		100	1250		Mb/s

Professional high-speed optical transceiver

Transmitter Specifications (0°C < Topr < 70°C, 3.13V < Vcc < 3.47V)						
Parameter	Symbol	Min	Typ	Max	Units	Notes
Optical						
Average Launch Power	P _{O, AVG}	-5	---	0	dBm	1
Center Wavelength Spacing			100		GHz	2
Transmitter Center Wavelength -- over life time	λ_c	X-100	X	X+100	pm	3
Output Spectrum Width	$\Delta\lambda$	---		1	nm	-20 dB width
Side Mode Suppression Ratio	SMSR	30			dB	
Extinction Ratio	E _R	9	---	---	dB	
Optical Rise Time	t _r			260	ps	20% to 80% Values
Optical Fall Time	t _f			260	ps	20% to 80% Values
Relative Intensity Noise	RIN			-120	dB/Hz	
Electrical						
Data Input Current -- Low	I _{IL}	-350			μA	
Data Input Current -- High	I _{IH}			350	μA	
Differential Input Voltage	V _{IH} - V _{IL}	0.5		2.4	V	Peak-to-Peak
TX Disable Input Voltage -- Low	T _{DIS, L}	0		0.5	V	4
TX Disable Input Voltage -- High	T _{DIS, H}	2.0		V _{cc}	V	4
TX Disable Assert Time	T _{ASSERT}			10	μs	
TX Disable Deassert Time	T _{DEASSERT}			1	ms	
TX Fault Output Voltage -- Low	T _{FAULTL}	0		0.5	V	5
TX Fault Output Voltage -- High	T _{FAULTH}	2.0		V _{cc} +0.3	V	5

1. Output power is power coupled into a 9/125 μm single-mode fiber.
2. Corresponds to approximately 0.8 nm.
3. X = specified ITU Grid wavelength
4. There is an internal 4.7K to 10K ohm pull-up resistor to V_{cc}TX.
5. Open collector compatible, 4.7K to 10K ohm pull-up to V_{cc} (Host Supply Voltage).

Receiver Specifications (0°C < Topr < 70°C, 3.13V < Vcc < 3.47V)						
Parameter	Symbol	Min	Typ	Max	Units	Notes
Optical						
Sensitivity	Sens			-24	dBm	6
Maximum Input Power	P _{in}	-3			dBm	6
Signal Detect -- Asserted	P _A	---		-24	dBm	Transition: low to high
Signal Detect -- Deasserted	P _D	-36	---	---	dBm	Transition: high to low
Signal Detect -- Hysteresis		1.0	---		dB	
Wavelength of Operation		1100	---	1620	nm	
Electrical						
Differential Output Voltage	V _{OH} - V _{OL}	0.6		2.0	V	
Output LOS Voltage -- Low	V _{OL}	0		0.5	V	7
Output LOS Voltage -- High	V _{OH}	2.0		V _{cc} +0.3	V	7

6. Measured at PRBS 2⁷-1 at BER 1E-12.
7. Open collector compatible, 4.7K to 10K ohm pull-up to V_{cc} (Host Supply Voltage)

Professional high-speed optical transceiver

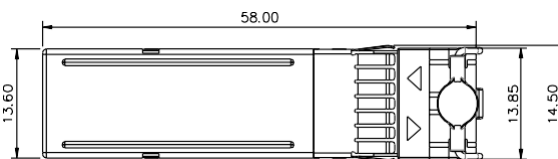
RECOMMENDED CIRCUIT SCHEMATIC



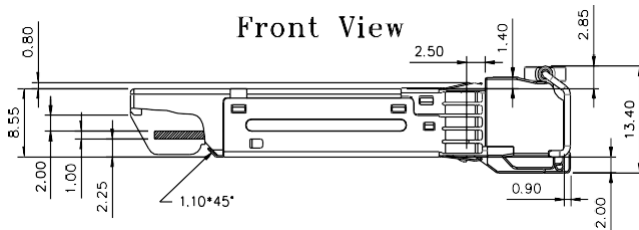
PACKAGE DIAGRAM

Units in mm

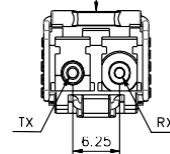
Top View



Front View

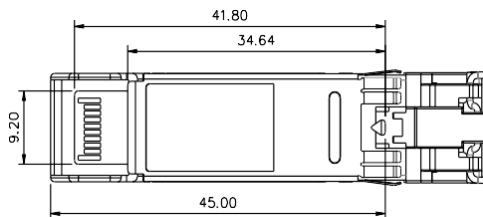


LATCH COLOR
Red



Side View

Bottom View



Note: Specifications subject to change without notice.